



# ISUOG INTERNATIONAL SYMPOSIUM

ASIA

19-20 NOVEMBER

2022

## IN ULTRASOUND IN OBSTETRICS AND GYNECOLOGY

### Saturday 19 November 2022

Session type (highlight color)

Plenary

Scientific session

Breaks/lunch



Session theme (text color)

Obstetrics

Gynecology

### GLOBAL TIME ZONES

### DAY 1

London (UK)	New Delhi (India)	Tokyo (Japan), Seoul (South Korea)	Hong Kong, Manila (Philippines), Singapore	Stream 1	Stream 2
23:50 (-1) - 00:25	05:20-05:55	08:50-09:25	07:50-08:25	Opening plenary	
00:35-02:05	06:05:00-07:35	09:35-11:05	08:35-10:05	Great obstetrical syndromes Collaboration with 	How not to miss endometriosis in a routine pelvic ultrasound: a talk with experts
02:05-02:30	07:35-08:00	11:05-11:30	10:05-10:30	Break	
02:30-04:00	08:00-09:30	11:30-13:00	10:30-12:00	Placenta accreta spectrum: The new "caput medusa" in the obstetric battle field	Challenges in ultrasound diagnosis of gynecologic abnormalities in pediatric and adolescent patients
04:00-05:30	09:30-11:00	13:00-14:30	12:00-13:30	Lunch and sponsored symposia	
05:30-07:00	11:00-12:30	14:30-16:00	13:30-15:00	SGA and FGR: diagnosis, surveillance, and management	Diagnosis of congenital uterine anomalies
07:00-07:30	12:30-13:00	16:00-16:30	15:00-15:30	Break	
07:30-09:00	13:00-14:30	16:30-18:00	15:30-17:00	Complicated twins: decisions and dilemmas	Infertility and ultrasound Collaboration with 
09:10-09:40	14:40-15:10	18:10-18:40	17:10-17:40	Plenary	



# ISUOG INTERNATIONAL SYMPOSIUM

ASIA

19-20 NOVEMBER

2022

## IN ULTRASOUND IN OBSTETRICS AND GYNECOLOGY

**Sunday 20 November 2022**

Session type (highlight color)

Plenary

Scientific session

Breaks/lunch


Session theme (text color)

Obstetrics

Gynecology

### GLOBAL TIME ZONES

### DAY 2

London (UK)	New Delhi (India)	Tokyo (Japan), Seoul (South Korea)	Hong Kong, Manila (Philippines), Singapore (Singapore)	Stream 1	Stream 2
23:50 (-1) - 00:25	05:20-05:55	08:50-09:25	07:50-08:25	Opening plenary	
00:35-02:05	06:05:00-07:35	09:35-11:05	08:35-10:05	Fetal anomalies: intraabdominal pathologies	Updates on the recent diagnosis and management of ectopic pregnancies
02:05-02:30	07:35-08:00	11:05-11:30	10:05-10:30	Break	
02:30-04:00	08:00-09:30	11:30-13:00	10:30-12:00	Fetal echocardiography: let's master fetal heart!	Pelvic floor ultrasound
04:00-05:30	09:30-11:00	13:00-14:30	12:00-13:30	Lunch and sponsored symposia	
05:30-07:00	11:00-12:30	14:30-16:00	13:30-15:00	Performing fetal neurosonography, from basic to advanced	Ultrasound challenges in scanning pelvic infections including pelvic tuberculosis
07:00-07:30	12:30-13:00	16:00-16:30	15:00-15:30	Break	
07:30-09:00	13:00-14:30	16:30-18:00	15:30-17:00	Fetal therapy: decisions and dilemmas Collaboration with 	Tips and tricks in oncology ultrasound
09:10-09:40	14:40-15:10	18:10-18:40	17:10-17:40	Plenary	