

# FINAL REPORT



ISUOG  
INTERNATIONAL  
SYMPOSIUM

ASIA

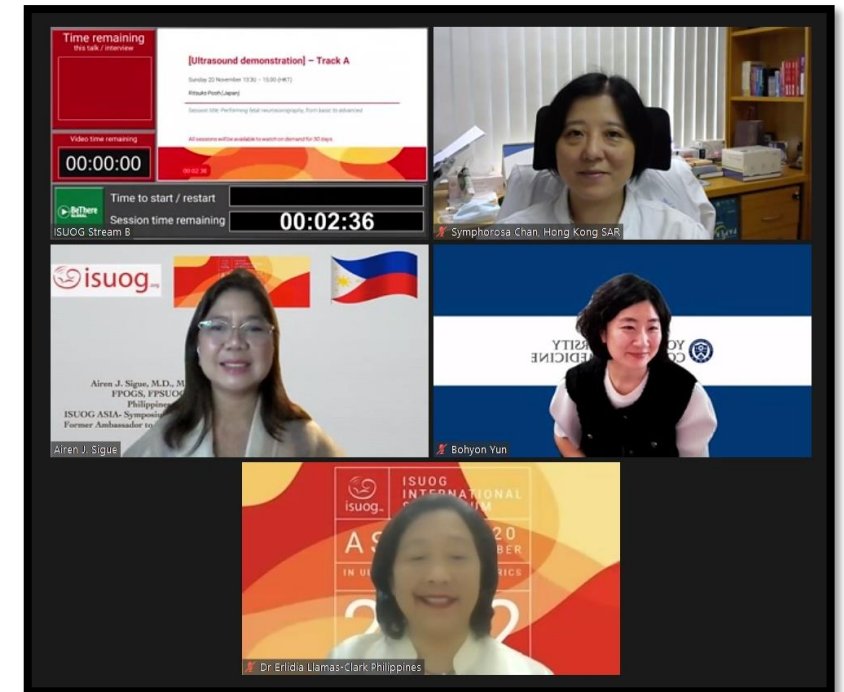
19 – 20  
NOVEMBER

IN ULTRASOUND IN OBSTETRICS  
AND GYNECOLOGY

2022




# The International Symposium in numbers

**2-day** Symposium  
**2** streams  
**5** scan demonstrations  
**4** plenary speakers





**3** sponsors  
**10** society partnerships

# Scientific Program overview – Day 1

 <b>ISUOG INTERNATIONAL SYMPOSIUM</b>				<b>Saturday 19 November 2022</b>	
<b>ASIA</b>		<b>19-20 NOVEMBER</b>		<b>2022</b>	
<b>IN ULTRASOUND IN OBSTETRICS AND GYNECOLOGY</b>					
<b>GLOBAL TIME ZONES</b>				<b>DAY 1</b>	
<b>London (UK)</b>	<b>New Delhi (India)</b>	<b>Tokyo (Japan), Seoul (South Korea)</b>	<b>Hong Kong, Manila (Philippines), Singapore</b>	<b>Stream 1</b>	<b>Stream 2</b>
23:50 (-1) - 00:25	05:20-05:55	08:50-09:25	07:50-08:25	Opening plenary	
00:35-02:05	06:05:00-07:35	09:35-11:05	08:35-10:05	Great obstetrical syndromes Collaboration with 	How not to miss endometriosis in a routine pelvic ultrasound: a talk with experts
02:05-02:30	07:35-08:00	11:05-11:30	10:05-10:30	Break	
02:30-04:00	08:00-09:30	11:30-13:00	10:30-12:00	Placenta accreta spectrum: The new "caput medusa" in the obstetric battle field	Challenges in ultrasound diagnosis of gynecologic abnormalities in pediatric and adolescent patients
04:00-05:30	09:30-11:00	13:00-14:30	12:00-13:30	Lunch and sponsored symposia	
05:30-07:00	11:00-12:30	14:30-16:00	13:30-15:00	SGA and FGR: diagnosis, surveillance, and management	Diagnosis of congenital uterine anomalies
07:00-07:30	12:30-13:00	16:00-16:30	15:00-15:30	Break	
07:30-09:00	13:00-14:30	16:30-18:00	15:30-17:00	Complicated twins: decisions and dilemmas	Infertility and ultrasound Collaboration with Aspir 
09:10-09:40	14:40-15:10	18:10-18:40	17:10-17:40	Plenary	

# Scientific Program overview – Day 2

 <b>ISUOG INTERNATIONAL SYMPOSIUM</b>				<b>Sunday 20 November 2022</b>	
<b>ASIA</b>		<b>19-20 NOVEMBER</b>		<b>2022</b>	
<b>IN ULTRASOUND IN OBSTETRICS AND GYNECOLOGY</b>					
<b>GLOBAL TIME ZONES</b>				<b>DAY 2</b>	
<b>London (UK)</b>	<b>New Delhi (India)</b>	<b>Tokyo (Japan), Seoul (South Korea)</b>	<b>Hong Kong, Manila (Philippines), Singapore (Singapore)</b>	<b>Stream 1</b>	<b>Stream 2</b>
23:50 (-1) - 00:25	05:20-05:55	08:50-09:25	07:50-08:25	Opening plenary	
00:35-02:05	06:05-00-07:35	09:35-11:05	08:35-10:05	Fetal anomalies: intraabdominal pathologies	Updates on the recent diagnosis and management of ectopic pregnancies
02:05-02:30	07:35-08:00	11:05-11:30	10:05-10:30	Break	
02:30-04:00	08:00-09:30	11:30-13:00	10:30-12:00	Fetal echocardiography: let's master fetal heart!	Pelvic floor ultrasound
04:00-05:30	09:30-11:00	13:00-14:30	12:00-13:30	Lunch and sponsored symposia	
05:30-07:00	11:00-12:30	14:30-16:00	13:30-15:00	Performing fetal neurosonography, from basic to advanced	Ultrasound challenges in scanning pelvic infections including pelvic tuberculosis
07:00-07:30	12:30-13:00	16:00-16:30	15:00-15:30	Break	
07:30-09:00	13:00-14:30	16:30-18:00	15:30-17:00	Fetal therapy: decisions and dilemmas Collaboration with 	Tips and tricks in oncology ultrasound
09:10-09:40	14:40-15:10	18:10-18:40	17:10-17:40	Plenary	

# Delegate attendance overview



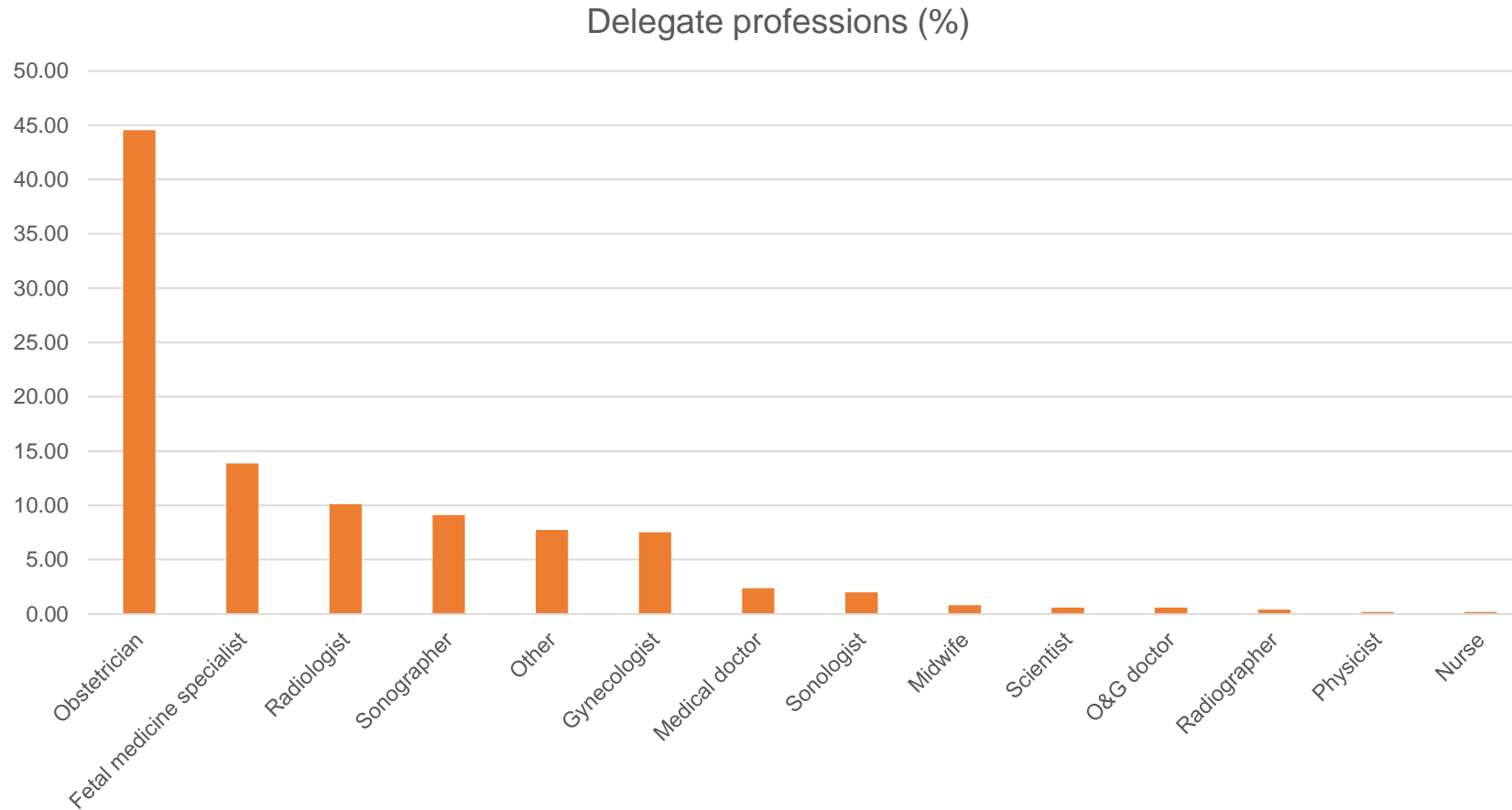
Paid registrations: 486  
Complimentary registrations  
(inc. exhibitors): 118  
**Grand Total: 604**

No. countries represented: **48**  
Registrations from low resource  
countries: **115**  
Registrations from middle income  
countries: **247**

## Top 10 countries represented:

Country	No. delegates
India	91
Philippines	88
Hong Kong (SAR) China	77
Japan	68
Vietnam	63
South Korea	45
Australia	35
UK	24
Singapore	20
Malaysia	18

# Further delegate details



# Symposium live viewing statistics

## Most viewed gynecology session

**How not to miss endometriosis in a routine pelvic ultrasound: a talk with experts**

**104** live viewers

Top 5 countries: Philippines, Hong Kong, Vietnam, Australia, UK

## Most viewed obstetrics session

**Great obstetrical syndromes**

**347** live viewers

Top 5 countries: Philippines, Vietnam, Hong Kong, Japan, India

# On-demand viewing statistics

## Top 3 most-viewed gynecology sessions

1	How not to miss endometriosis in a routine pelvic ultrasound: a talk with experts
2	Challenges in ultrasound diagnosis of gynecologic abnormalities in pediatric and adolescent patients
3	Ultrasound challenges

## Top 3 most-viewed obstetrics sessions

1	Performing fetal neurosonography
2	Great obstetrical syndromes
3	Fetal echocardiography



# Delegate feedback

“ISUOG never fails to deliver informative, up-to date, and easy understanding materials. Thank you to all speakers and committee.”

“Congratulations and thank you for a very informative, relevant and organized symposium.”

Overall delegate rating for the Symposium:

**6.31**

(1 = poor, 7 = excellent)

“This has been one of the best Symposiums I have attended. So many quality speakers, topics, and exceptional images. A real pleasure to watch and learn from the experts.”

“Amazing wealth of knowledge, clinical updates and usable knowledge presented in a concise and interesting interactive forum.”

“Excellent congress. Highly recommended. Looking forward to the 2023 Congress.”

# Industry and society partners

Thank you to our sponsors for their valued support:




**SAMSUNG**



Shun On Healthcare Limited

Our society partners for the International Symposium - ASIA:

Aspire



# Thank you for attending the 19<sup>th</sup> ISUOG International Symposium!

We would like to thank you for attending this event, which was ISUOG's first event aimed at our Asian members. We hope that you found this event beneficial for your clinical practice and we look forward to welcoming you to the 2023 World Congress in Seoul, South Korea!



# WORLD CONGRESS

**SEOUL, SOUTH KOREA**

**16-19 October 2023**

[www.isuog.org/worldcongress](http://www.isuog.org/worldcongress)