



**ISUOG Virtual International
Symposium
17th- 18th April 2021**

Report

Introduction



ISUOG's 17th Virtual International Symposium was the first time we hosted this event in-house and even though we couldn't physically be in Calgary, Calgary was brought to us through the virtual platform and the scientific program. This symposium gave delegates the opportunity to participate in sessions delivered by renowned speakers from Canada, the USA and around the world. Even though we couldn't be together in person, we were able to interact with faculty, fellow attendees and exhibitors.

A special thank you goes to our Calgary Chairs - Jo-Ann Johnson and Denise Pugash, the Scientific Committee, the Education Committee, faculty, sponsors and exhibitors and the ISUOG Secretariat, who helped create an exceptional virtual program and event.

Tom Bourne ISUOG President

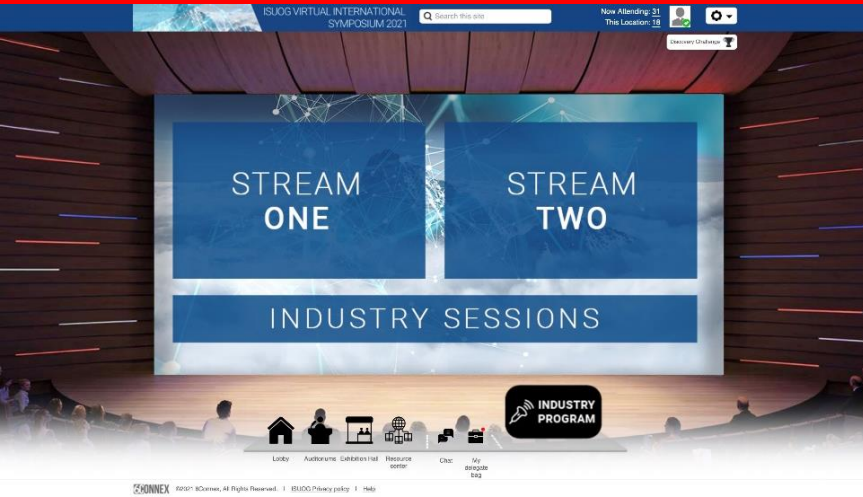
Acknowledging the lands



Acknowledging the lands is a traditional custom of indigenous people that dates back centuries when welcoming outsiders onto their land and into their homes. Acknowledging the lands is an act of reconciliation that honours the authentic history of Turtle Island and the original people of this territory. We acknowledged the traditional territories and people of the region where Calgary now lies.



Symposium numbers at a glance




2 day Symposium
 2 stream program
 24 sessions
 2 keynote speakers
 2 certificate courses
 5 scan demonstrations
 1 industry webinar and 2 satellite symposia



Saturday April 17, 2021				
Global time zones				
Calgary, Canada	London, UK	Beijing, China	Sydney, Australia	
07:30-08:00	14:30-15:00	21:30-22:00	23:30-00:00	Stream 1
Opening ceremony				Stream 2
08:00-10:00	15:00-17:00	22:00-00:00	00:00-02:00+1	Gynecological Imaging Certificate Course (Part 1)
<ul style="list-style-type: none"> Making sense of ovarian tumor algorithms (O-RADS, GI-RADS, IOTA) in routine clinical practice – LJ Valentin Diagnosis and management of ovarian tumours during pregnancy – Antonia Testa Assessing the endometrium in a post-menopausal patient – Margit Dueholm The endometrium after a pregnancy: Tips and tricks for everything from retained products to enhanced myometrial vascularity – Yvette Grossmann Pattern recognition part 1: Clinical cases – putting you to the test – Simon Meagher 		<ul style="list-style-type: none"> The mid-trimester scan: When do we do it and what do we do? – Laurent Salomon The brain in 3 easy planes: Evaluation of the anterior complex – Angela Ranzini The fetal face – variants and pitfalls during 2D and 3D imaging – Ian Suchet The mid-trimester fetus with short long bones: IUGR, Skeletal Dysplasia or something else? – Jana Corveille 		Mid-trimester Fetal Ultrasound Certificate Course (Part 1)
10:00-10:30	17:00-17:30	00:00-00:30	02:00-02:30+1	Break/exhibition
10:30-12:00	17:30-19:00	00:30-02:00+1	02:30-04:00+1	Gynecological Imaging Certificate Course (Part 2)
<ul style="list-style-type: none"> How to identify the many ultrasounds features of adenomyosis – Tina Teflum A practical guide to 3D ultrasound in gynecology in routine clinical practice – Simon Meagher Scan demonstration: The gynecological scan: The basics and beyond – Simon Meagher Pattern recognition part 2: Clinical cases – putting you to the test – Simon Meagher 		<ul style="list-style-type: none"> Who's afraid of the heart? Views beyond the four chamber heart made simple – Kimiko Patterson The fetus with an abdominal mass: Prenatal findings and postnatal diagnosis – Chris Cassidy Echogenic kidneys: Gliopathies and beyond – Rabih Chazou 		Mid-trimester Fetal Ultrasound Certificate Course (Part 2)
12:00-13:00	19:00-20:00	02:00-03:00+1	04:00-05:00+1	Lunch/Exhibition/Sponsored symposium

Sunday April 18, 2021				
Global time zones				
Calgary, Canada	London, UK	Beijing, China	Sydney, Australia	
07:30-08:00	14:30-15:00	21:30-22:00	23:30-00:00	Stream 1
Plenary session: The power and perils of social media in women's health – Jennifer Gunter				Stream 2
08:00-10:00	15:00-17:00	22:00-00:00	00:00-02:00+1	Fetal growth and health
<ul style="list-style-type: none"> ISUOG Practice Guidelines: Diagnosis and management of small-for-gestational-age fetus and fetal growth restriction – Christoph Lees Late onset growth restriction – Francesc Figueras Debate: Is it time for the routine 36 week scan? – Basky Thilaganathan v. Jon Hyett Assessment of fetal growth: Which standard should be used in Canada? – Nir Melamed 		<ul style="list-style-type: none"> Anatomy of the developing brain: Comparing ultrasound and MRI – Denise Pugash Fetal MRI: Techniques and timing – Anne-Elodie Millischer Corpus Callosum and other connectivity – Daniela Prayer The enlarged cisterna magna: Is the vermis normal? – Anne Kennedy Mild ventriculomegaly: Diagnosis and genetic counselling – Sylvie Langlois, Denise Pugash 		Advanced imaging/MRI
10:00-10:30	17:00-17:30	00:00-00:30	02:00-02:30+1	Break/exhibition
10:30-12:00	17:30-19:00	00:30-02:00+1	02:30-04:00+1	Screening to improve pregnancy outcome
<ul style="list-style-type: none"> First trimester screening for Pre-eclampsia – Kyros Nicolaides Screening for preterm birth – Roberto Romero Screening and management of placental dysfunction – John Kingdom Round table: Canadian Pre-eclampsia implementation studies – Jo-Ann Johnson, Nan Okun, Emmanuel Bujold 		<ul style="list-style-type: none"> Lung masses – Chris Cassidy Cardiac imaging: Role of MRI – Kuberan Pushparajah Placental imaging: Implications for fetal development – Laurent Salomon Role of MRI in abnormally invasive placenta – Shirelle Laifer-Narin 		Advanced imaging/MRI
12:00-13:00	19:00-20:00	02:00-03:00+1	04:00-05:00+1	Lunch/Exhibition/Sponsored symposium

Registration statistics



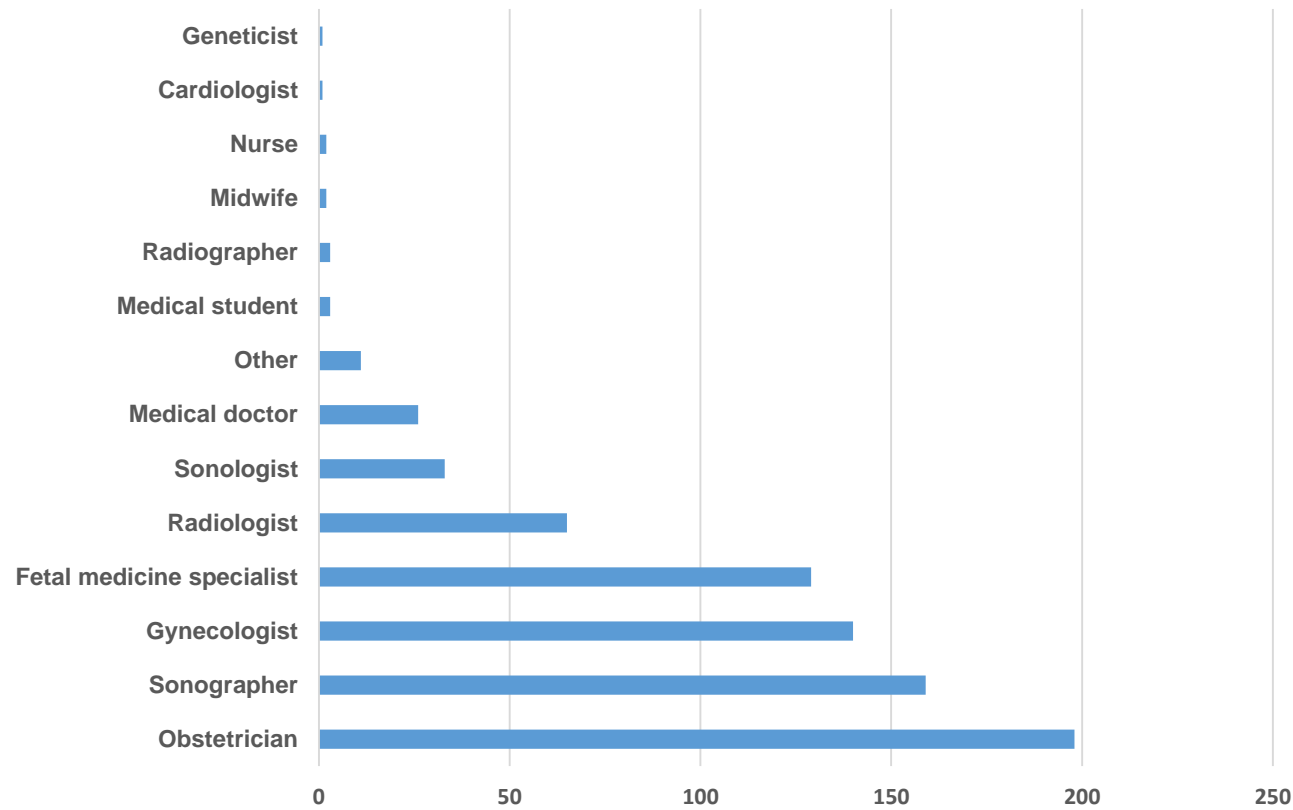
Paid registrations: **775**

Complimentary registrations: **105**

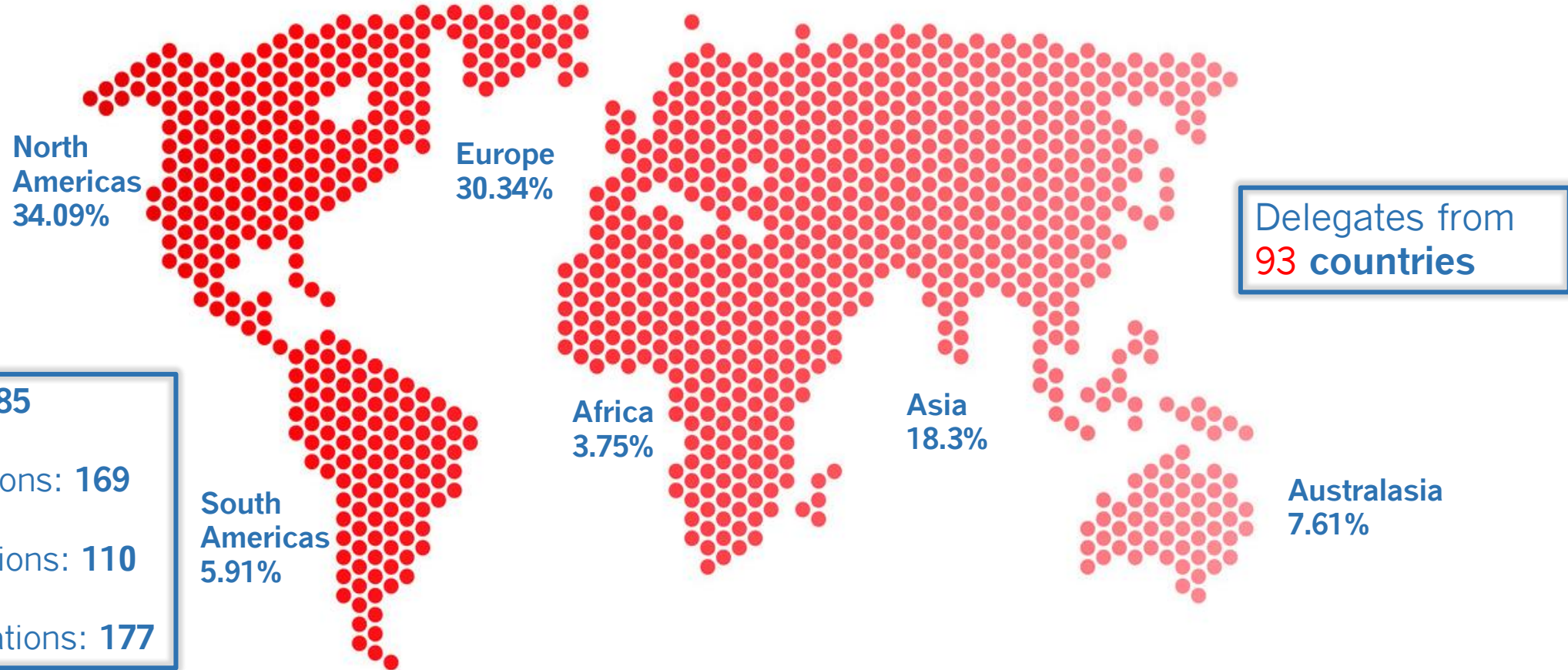
Grand Total: 880

Delegates by profession

Delegates by profession



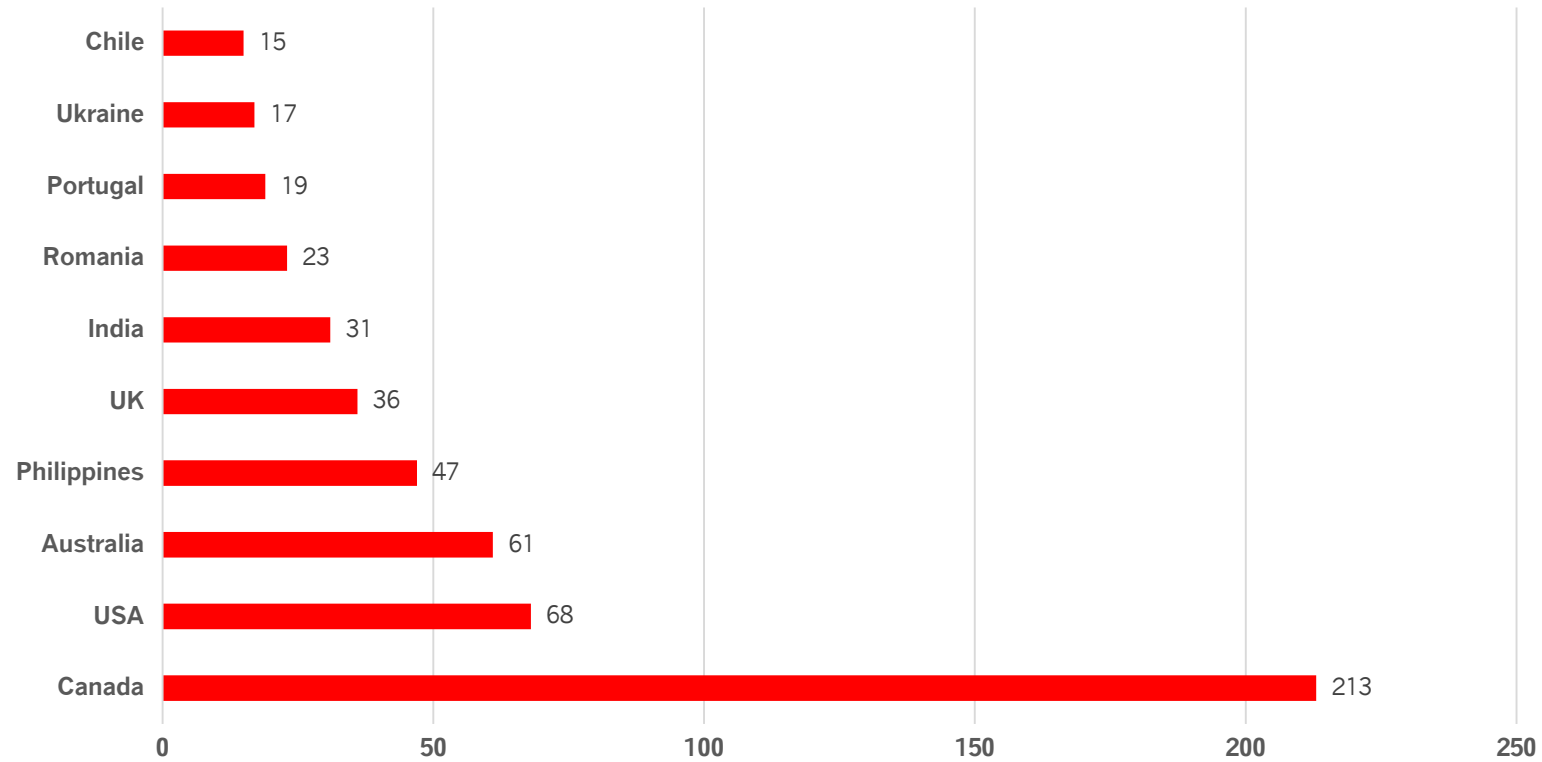
Delegates by geography



Trainee registrations: **85**
Sonographer registrations: **169**
Low resource registrations: **110**
Middle income registrations: **177**

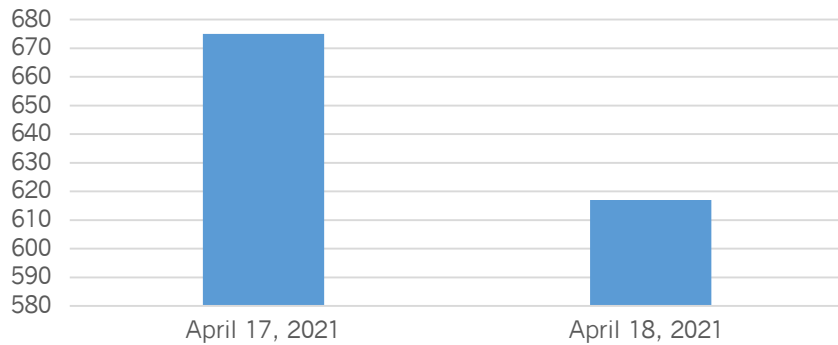
Top 10 countries represented

Top 10 countries registered

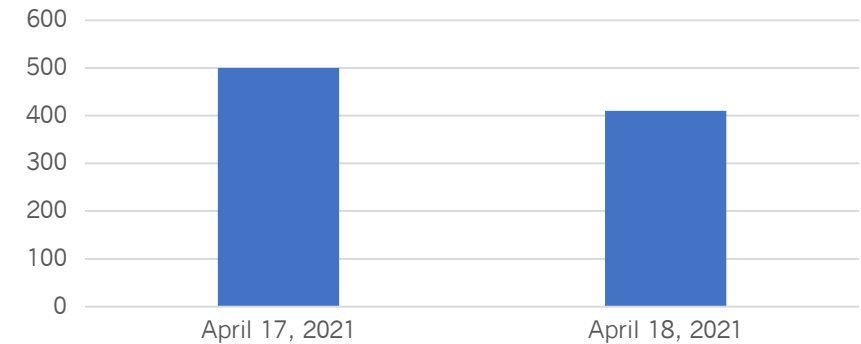


Platform use statistics for live Symposium dates

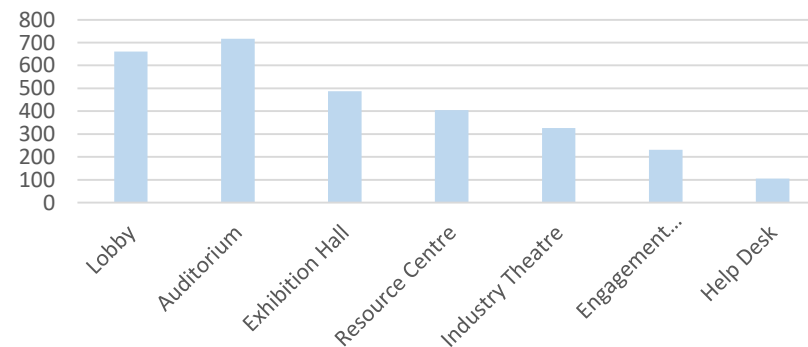
Number of delegates on platform, per day
(Live Symposium dates)



Max. concurrent users on the platform, per day
(Live Symposium dates)



Unique platform area entries, during live Symposium dates



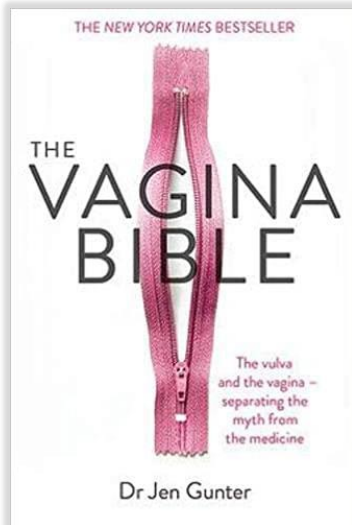

Scientific program – plenary sessions



We were very fortunate to have Amy Herman and Dr Jen Gunter as our plenary speakers at this year's Symposium.

Amy Herman is a lawyer, art historian and author. Her session was titled 'The Art of Perception: Seeing What Matters'.

Dr Jen Gunter is an OBGYN and her writing has appeared in the New York Times, alongside other periodicals. She spoke on 'The Power and Perils of Social Media in Women's Health'.



ISUOG VIRTUAL INTERNATIONAL SYMPOSIUM

17-18 APRIL 2021 

Scientific program – leading international faculty



Scientific program – scan demonstrations



ISUOG VIRTUAL INTERNATIONAL SYMPOSIUM

17-18 APRIL 2021 

Scientific program – interactive sessions (including Q&A, debates, case discussions and panels)

Video Time Remaining: 00:01:15 | Session Time Remaining: 00:07:00 | 00:00:00

Ultrasound in Obstetrics and Gynecology

The online Ultrasound Obstetrics & Gynecology is the leading peer-reviewed journal in the field of obstetrics and gynecology.

Upgrade your ISUOG membership to a Journal Member to access the OJG Journal online. Visit isuog.org/journals for more information.



Karen Hung-Kee Fung



00:00:24 | 00:00:00



Live BTG

Visit us at the ISUOG stand in our exhibition hall

- The meeting
- Live streaming
- Exhibition stand
- Interactive Q&A
- Free e-learning
- Free e-publication
- Free e-journal

Karline (ISUOG)



Shabnam Botbolwala



Zoom 1B

Active poll



Is it time for the routine 36 week scan?

Yes it is 56%

No it is not 44%

Join at [slido.com](https://www.slido.com)
#isuog21



amy herman

Karline (ISUOG)



Jo-Ann Johnson



Jonathan Hyett

Trinity Institute for women, children and their families

00:00:00 | 00:00:00 | 00:00:00

Advanced Imaging 101

00:00:00 | 00:00:00



Sherelle Laifer-Nazari



Jason Ruzic



Danielle Prayer



Christopher Ian Cassady



Kuberan pushpalraj

Viewer statistics for the top 5 most viewed live sessions

Top 5 most viewed sessions (live)	Date	Start time (MDT)	No. Unique viewers (live)
Fetal Growth and health	18 th April	15:00	390
Mid-trimester Fetal Ultrasound Certificate Course (Part 1)	17 th April	15:00	379
Gynecological Imaging Certificate Course (Part 1)	17 th April	15:00	369
Mid-trimester Fetal Ultrasound Certificate Course (Scan demo and Part 3)	17 th April	20:00	364
Mid-trimester Fetal Ultrasound Certificate Course (Part 2)	17 th April	17:30	333

Viewer statistics for the top 5 most viewed on-demand sessions

Title	Total no. unique viewers (on-demand)
Gynecological Imaging certificate course (part 3 and 4)	702
Mid-trimester Fetal Ultrasound certificate course (part 1)	410
Gynecological Imaging certificate course (part 1)	406
Mid-trimester Fetal Ultrasound certificate course (Scan demo and part 3)	379
Mid-trimester Fetal Ultrasound certificate course (part 1)	375

Certificate courses

Delegates were given the opportunity to participate in two certificate courses at the Virtual International Symposium. The **Gynecological Imaging Certificate** course and the **Mid Trimester Fetal Ultrasound Certificate** course.

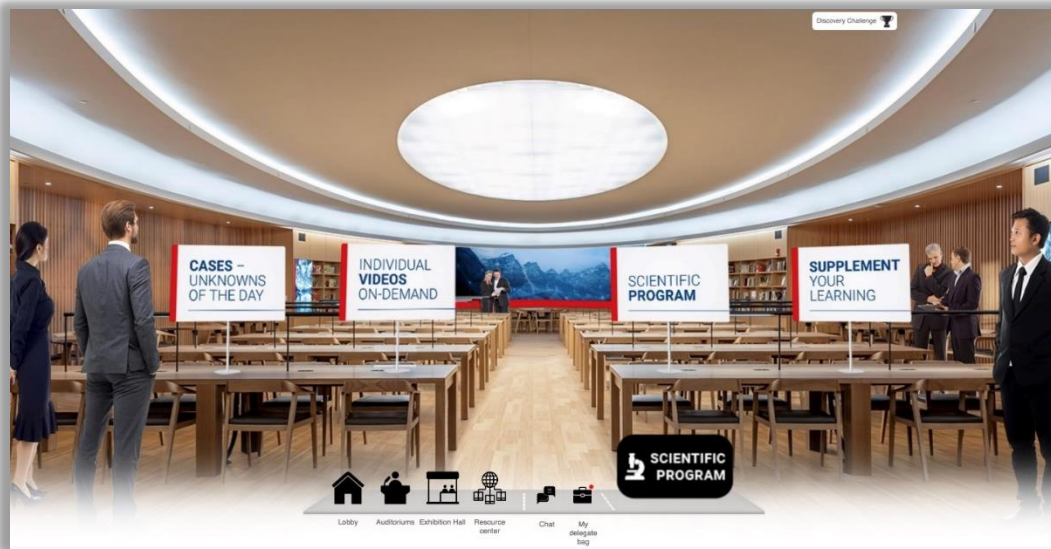
216 delegates took the Mid Trimester Fetal Ultrasound Certificate Course and **75%** of delegates achieved a pass mark of 70% or above.

212 delegates took the Gynecological Imaging Certificate Course and **72%** of the delegates achieved a pass mark of 70% or above.



Resource Center and case reports

In the Resource Center, delegates were able to participate in the 'Unknowns of the day' challenge, which allowed them to attempt to diagnose difficult cases and then review the actual diagnoses and discussion points. Alongside this, delegates were also able to watch the individual sessions on demand, view the scientific program and visit the supplement your learning materials on the ISUOG website.



Content item	No. of content views
Cases – Unknowns of the day	221
Cases - Diagnosis of unknowns	82
Supplement your learning	352

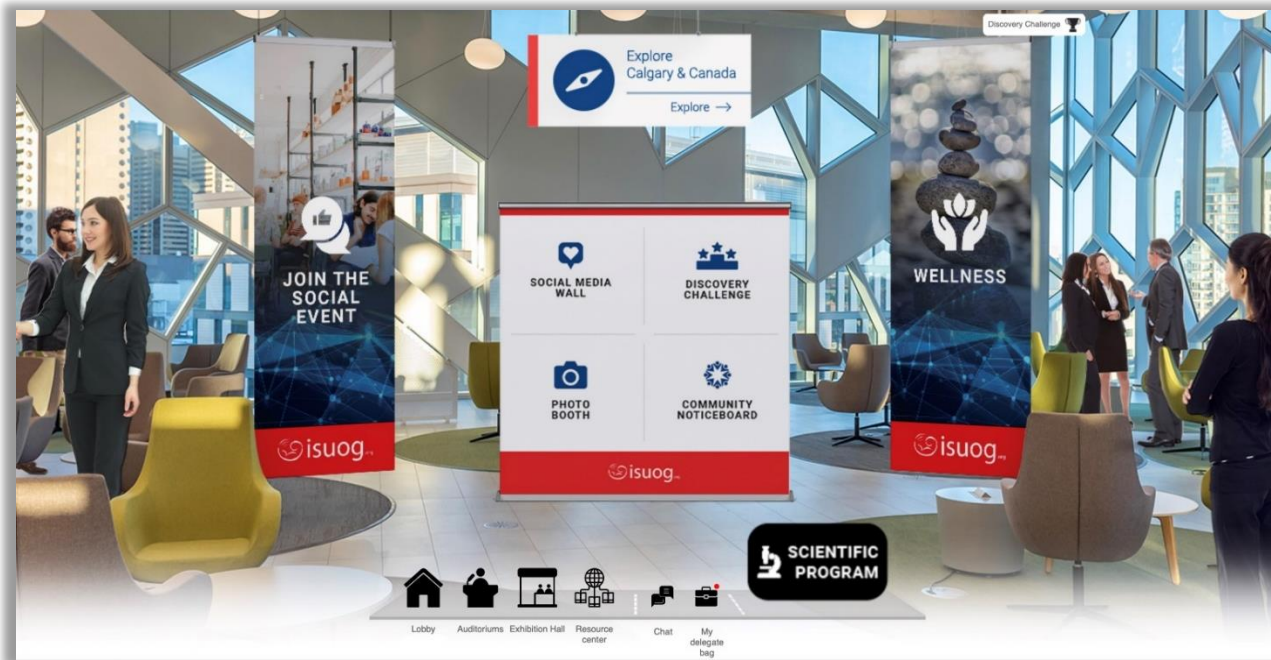
Scientific program – on demand

Individual presentation recordings and whole session recordings were made available on demand in the platform, after the sessions were aired live.

The Symposium platform was available until 17 May 2021, for delegates to access content.



Engagement Lounge



The Engagement Lounge allowed delegates to interact with a multitude of different activities, including the opportunity to explore Calgary and Canada virtually.

Other activities included: joining the virtual social event, leaving a note on the noticeboard, viewing social media, taking photo booth photos, participating in wellness activities and participating in the discovery challenge, in which delegates could compete for a prize.

Exhibition and sponsorship

Thank you to our exhibitors

6 virtual booths
1 industry webinar







2 satellite symposia
5 scan demos

Delegates' evaluation

- ❑ **99.4%** would recommend ISUOG's Virtual International Symposium to a colleague
- ❑ **56.26%** considered networking opportunities when choosing to attend the Symposium
- ❑ **70.97%** found the Exhibition a valuable part of the Symposium experience
- ❑ **98.21%** would attend another ISUOG Virtual International Symposium
- ❑ **5.99 score out of 7** for value for money
- ❑ **6.43 score out of 7** for how useful the Symposium was for relevancy of topics
- ❑ **6.38 score out of 7** for overall Symposium delegate satisfaction

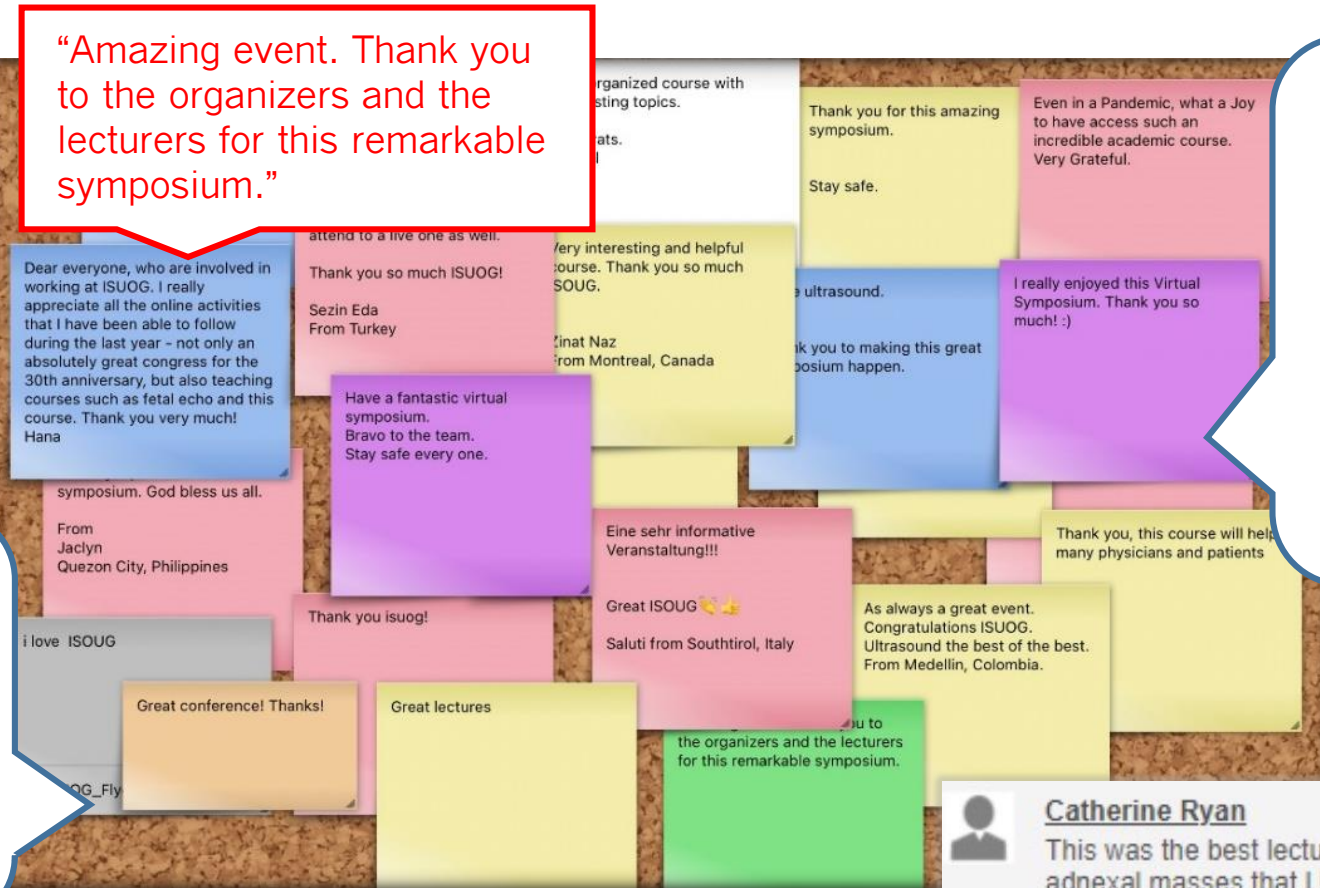
Delegates' testimonials


-  **Maarten Knapen** 04/17/2021 04:54 pm
good advice from dr. Meagher! It takes a life time experience to gain his skills.... Thank you adnex model :-)
-  **Sukhbir (sony) Singh** 04/17/2021 04:53 pm
Pattern recognition: seeing volume and growth mindset = improving care everywhere! Great presentation style.
-  **Pardeep Aulakh** 04/17/2021 04:53 pm
Great informative presentation!! Thanks
-  **Yogesh Tandel** 04/17/2021 04:53 pm
superb sir...

“Amazing event. Thank you to the organizers and the lecturers for this remarkable symposium.”

“As we all adapt to virtual learning, somehow, ISUOG has made their Symposium accessible to everyone. Rubbing virtual shoulders with the worldwide leaders in my field was exhilarating!”

“ISUOG is doing a wonderful job in spreading professional knowledge and raising awareness. More so, for us in the third world countries, who get to learn from the very best that we won't have had the chance of learning from, were it not for this platform. I also appreciated the discounts offered to people coming from poorer parts of the world. Kudos. Keep up the good work and Thank You!”



-  **Catherine Ryan** 04/17/2021 04:56 pm
This was the best lecture regarding sonography of adnexal masses that I have attended! My experience extends over 30 years.

ISUOG VIRTUAL INTERNATIONAL SYMPOSIUM

17-18 APRIL 2021 

Thank you



The ISUOG team would love to say thank you to everybody who attended the 17th International Symposium. We look forward to seeing you again soon.

ISUOG Team